


SUPERVISORIAL

DISTRICT

4

PEOPLE



\$ 27,630

▲ PER CAPITA INCOME

▼ **43.3%**

of residents are of Hispanic origin

MEDIAN AGE >> **36.0**

AVERAGE HOUSEHOLD SIZE

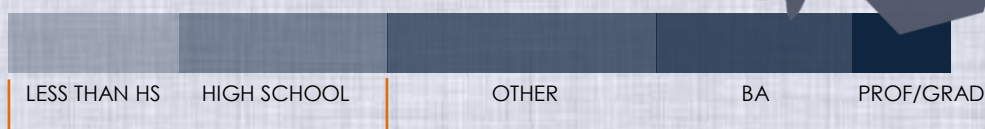
>> **2.9**

EDUCATION



40.1%

of residents have a high school diploma or less



HOUSEHOLDS

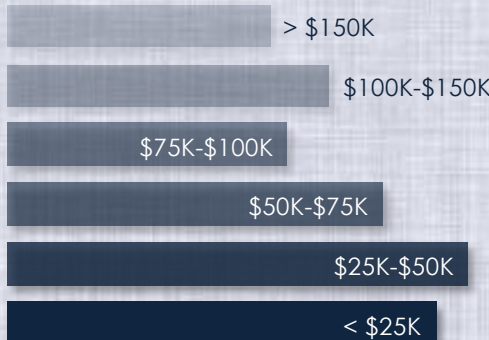


664,440 << HOUSEHOLDS

▼ **10.2%**

of households are below poverty line

BY INCOME



\$ 59,330


▲ MEDIAN HOUSEHOLD INCOME

701,610

HOUSING UNITS >>



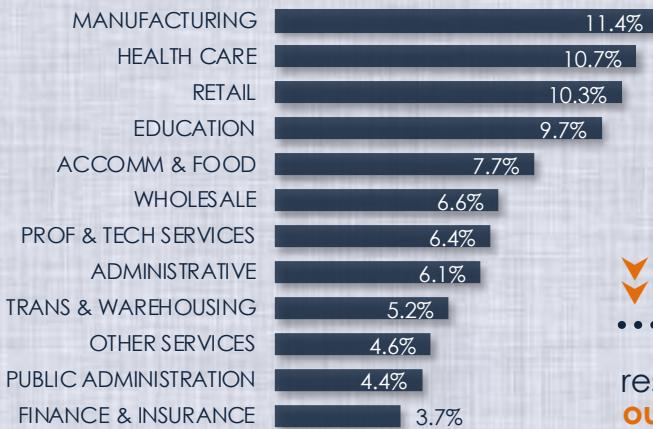
WORKERS



EMPLOYED RESIDENTS >> **750,100**

MEDIAN COMMUTE TIME

▲ **24** minutes



▼ **63.4%**

of all working residents hold jobs outside the district

MONTHLY EARNINGS >>

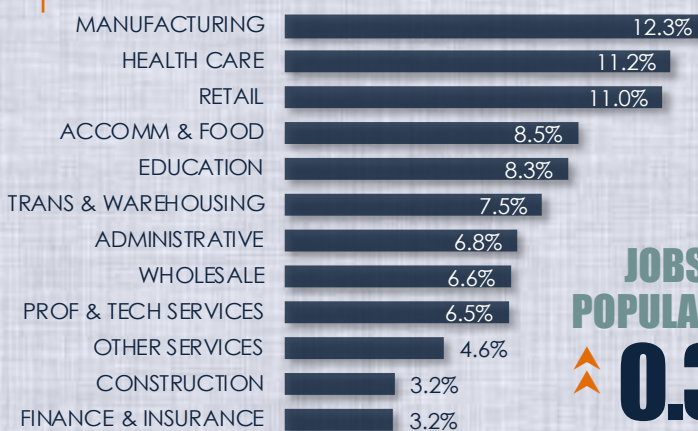


JOBS



▼ **37.5%**
of all jobs in the district are held by residents of the district

732,140 << JOBS



JOBS/POPULATION

▲ **0.37**

20.0% >> of all jobs in the county are in this district

Sources:

U.S. Census Bureau, 2005-2009 American Community Survey
 U.S. Census Bureau, Census 2010
 U.S. Census Bureau, Local Employment Dynamics
 ESRI Business Analyst Online



ECONOMIC & POLICY ANALYSIS GROUP
 (213) 236-4840 • analysis@laedc.org